

# ENROLLMENT PROJECTION REPORT (excerpt)



## Anytown, New England Projected Enrollment

School District: Anytown, New England

10/6/2018

Enrollment Projections By Grade*																				
Birth Year	Births		School Year	PK	K	1	2	3	4	5	6	7	8	9	10	11	12	UNGR	K-12	PK-12
2013	183		2018-19	58	208	219	256	231	210	196	201	197	187	191	183	187	192	0	2658	2716
2014	180		2019-20	59	207	237	225	257	237	213	188	207	199	176	195	184	193	0	2718	2777
2015	216		2020-21	60	248	236	244	226	263	240	205	193	209	188	180	196	190	0	2818	2878
2016	197	(prov.)	2021-22	61	227	283	242	245	231	267	231	211	195	197	192	181	203	0	2905	2966
2017	219	(prov.)	2022-23	62	252	259	291	243	251	234	257	238	213	184	202	193	187	0	3004	3066
2018	199	(est.)	2023-24	63	229	287	266	292	249	254	225	264	240	201	188	203	200	0	3098	3161
2019	202	(est.)	2024-25	64	233	261	295	267	299	252	244	231	267	226	206	189	210	0	3180	3244
2020	207	(est.)	2025-26	65	238	266	268	296	273	303	242	251	233	252	231	208	195	0	3256	3321
2021	205	(est.)	2026-27	66	235	271	273	269	303	277	291	249	254	220	258	233	215	0	3348	3414
2022	206	(est.)	2027-28	67	237	268	278	274	275	307	266	299	251	240	225	260	241	0	3421	3488
2023	204	(est.)	2028-29	68	234	270	275	279	281	279	295	274	302	237	246	227	269	0	3468	3536

Note: Ungraded students (UNGR) often are high school students whose anticipated years of graduation are unknown, or students with special needs - UNGR not included in Grade Combinations for 7-12, 9-12, etc.

Based on an estimate of births

Based on children already born

Based on students already enrolled

Grade combinations as requested by the District

Projected Enrollment in Grade Combinations*									
Year	PK-5	K-5	K-6	K-8	5-8	6-8	7-8	7-12	9-12
2018-19	1378	1320	1521	1905	781	585	384	1137	753
2019-20	1435	1376	1564	1970	807	594	406	1154	748
2020-21	1517	1457	1662	2064	847	607	402	1156	754
2021-22	1556	1495	1726	2132	904	637	406	1179	773
2022-23	1592	1530	1787	2238	942	708	451	1217	766
2023-24	1640	1577	1802	2306	983	729	504	1296	792
2024-25	1671	1607	1851	2349	994	742	498	1329	831
2025-26	1709	1644	1886	2370	1029	726	484	1370	886
2026-27	1694	1628	1919	2422	1071	794	503	1429	926
2027-28	1706	1639	1905	2455	1123	816	550	1516	966
2028-29	1686	1618	1913	2489	1150	871	576	1555	979

Projected Percentage Changes			
Year	K-12	Diff.	%
2018-19	2658	0	0.0%
2019-20	2718	60	2.3%
2020-21	2818	100	3.7%
2021-22	2905	87	3.1%
2022-23	3004	99	3.4%
2023-24	3098	94	3.1%
2024-25	3180	82	2.6%
2025-26	3256	76	2.4%
2026-27	3348	92	2.8%
2027-28	3421	73	2.2%
2028-29	3468	47	1.4%
Change		810	30.5%

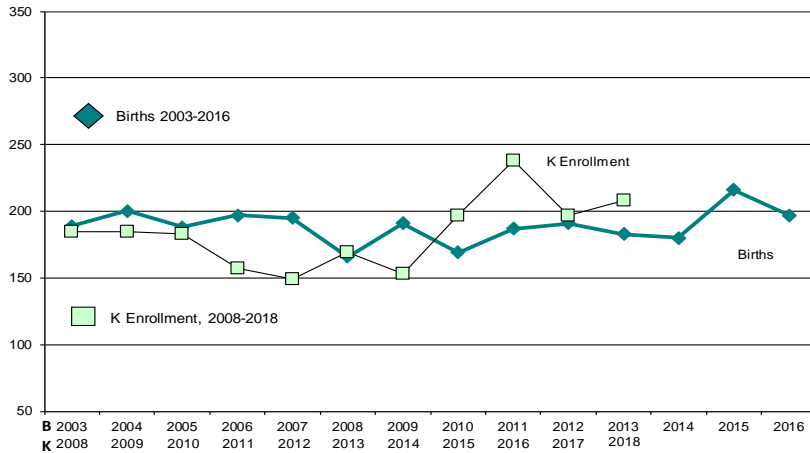
\*Projections should be updated annually to reflect changes in in/out-migration of families, real estate sales, residential construction, births, and similar factors.

©New England School Development Council • 508-481-9444 • www.nesdec.org

- REPORT EMAILED TO SUPERINTENDENT
- GRADE COMBINATIONS AS REQUIRED BY DISTRICT
- LETTER OF ANALYSIS
- 13 PDF PAGES IN FULL REPORT

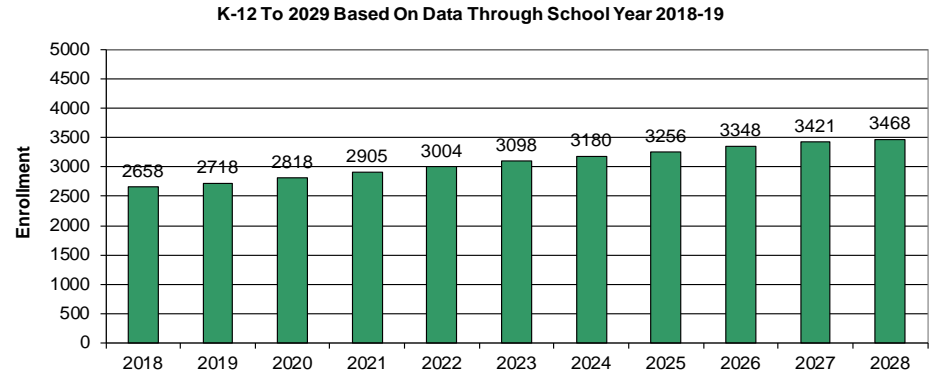
FOR A COMPREHENSIVE DEMOGRAPHIC REPORT, PLEASE REQUEST A PROPOSAL. SEE ALSO: WWW.NESDEC.ORG

## Anytown, New England Birth-to-Kindergarten Relationship



©New England School Development Council • 508-481-9444 • www.nesdec.org

## Anytown, New England Projected Enrollment



©New England School Development Council • 508-481-9444 • www.nesdec.org

## Anytown, New England Additional Data

Year	Single-Family	Multi-Units
2005	82	0
2014	16	84
2015	13	36
2016	14	96
2017	15	5
2018	7 to Aug 31	0

Source: HUD and Building Department

Year	Career-Tech 9-12 Total	Non-Public K-12 Total
2005-06	10	207
2014-15	36	141
2015-16	22	119
2016-17	12	79
2017-18	13	78
2018-19	10	72

Districts may not know this information until later in the school year; thus data from the prior year can be used

Enrollments as of Oct. 1	K	1	2	3	4	5	6	7	8	9	10	11	12	K-12 TOTAL
	6	5	5	5	5	4	4	2	6	5	5	9	11	72

2018	9
------	---

2018	181
------	-----

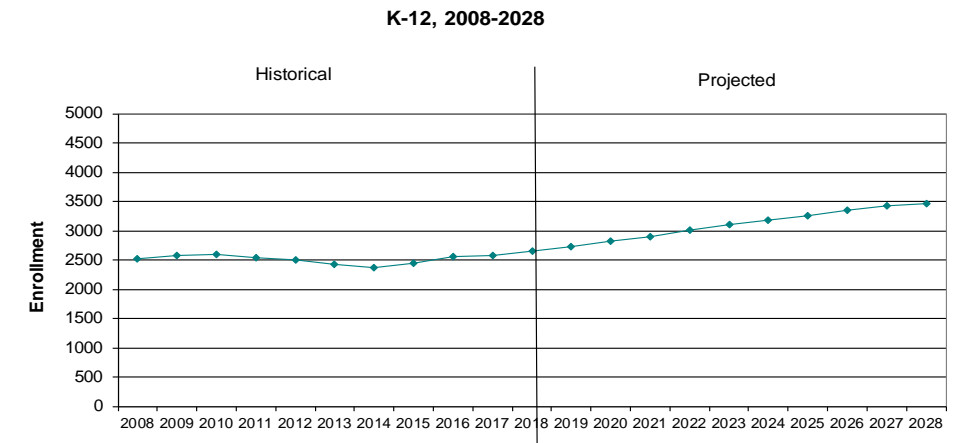
2018	15
------	----

2018	33
------	----

The above data were used to assist in the preparation of the enrollment projections. If additional demographic work is needed, please contact our office.

©New England School Development Council • 508-481-9444 • www.nesdec.org

## Anytown, New England Historical & Projected Enrollment



©New England School Development Council • 508-481-9444 • www.nesdec.org